



Studying at Seattle Pacific University:

Engaging the Culture, Changing the World



NATIONALLY RANKED

SPU is the only private university in the Pacific Northwest to make *U.S. News & World Report's* 2019 "Best National Universities" list.

Seattle Pacific University: Fast Facts

Location

Nestled in a peaceful Seattle neighborhood, SPU's beautiful 43-acre city campus is a safe and healthy place to learn with direct access to downtown Seattle

National Rankings*

- #169 in National Universities
- #57 in Best Undergraduate Engineering Programs
- #183 in Graduate Clinical Psychology
- #211 in Graduate Psychology

Enrollment

- 2,911 undergraduate students
- 788 graduate students

Academics

- 69 Undergraduate majors
- 29 Master's degrees, 6 PhD programs
- Programs range from business to STEM eligible programs like Engineering, Computer Science and Mathematics
- 13:1 student-faculty ratio



**US News & World Report (2019)*



Seattle Pacific University is a premier Christian university founded in 1891 with a vision to engage the culture and bring about positive change in the world through a non-sectarian approach to education.

Why choose SPU?



Academic Quality

- Nationally Ranked at #169 by *US News & World Report* (2019)
- Distinguished professors – 88% possess the highest degree possible, and are leaders in their fields
- Listed in *Forbes* (2018) “America’s Top Colleges”
- A “national College of Distinction”- chosen for academic excellence, Innovation, student development & career preparation- *Colleges of Distinction* (2018)
- SPU is committed to justice and mercy through global and cultural engagement, reconciliation, and working for the common good



Affordability & Value

- Tuition starting at \$42,000
- 95% of SPU undergraduates currently receive scholarship
- 98% employment rate within 1 year of graduation
- Average salary within first 5 years post graduation is \$82,900



Conditional Offer Available

- Undergraduate students needing additional English language support can study on SPU’s campus at INTERLINK Language center

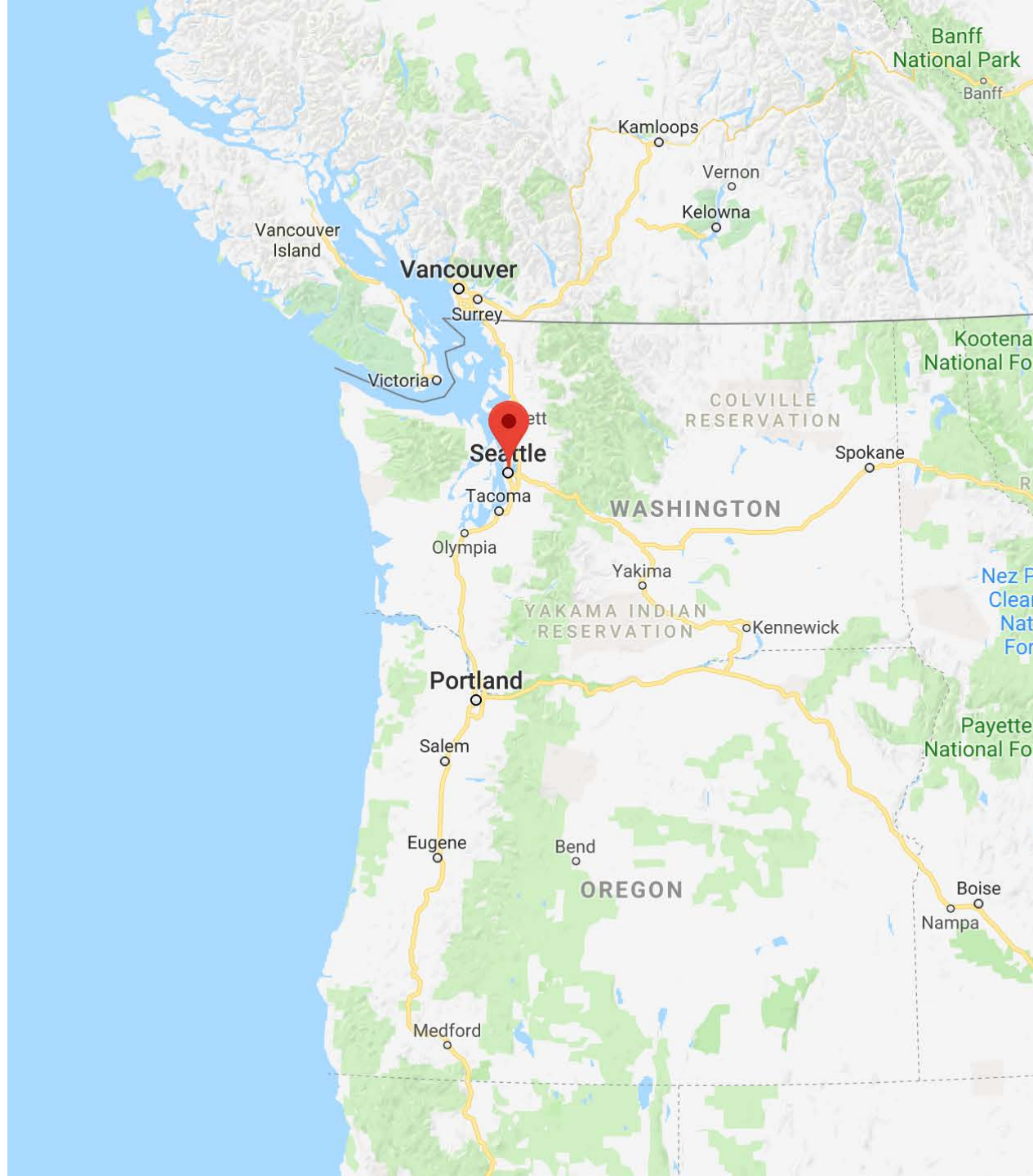


Location

- The campus location makes it easy for students to explore downtown Seattle’s internship and employment opportunities



Location: The Pacific Northwest



Location



A beautiful campus in a quiet,
residential, safe neighborhood...



...but all within the city of Seattle.
SEATTLE IS OUR CAMPUS!



Seattle - 'Not just part of our name, it's a part of who we are'

Nicknamed the 'Emerald City' because of its greenery

- Students have the opportunity to get outside and go hiking, camping and skiing within the mountains of the Pacific Northwest- minutes from campus



Home to leading employers in technology and business

- 13 fortune 500 companies in Seattle like Google, Boeing, Amazon, Microsoft and Tableau Software
- Seattle is a matchless location for internships and service-learning opportunities
- 81% of SPU students complete internships and 93% of these students said this experience led them to their first position out of college
- Seattle is the United States' fastest growing tech hub outpacing Silicon Valley in the total number of tech jobs reported in 2016 and 2017



NORDSTROM



Famous for it's "local scene" and attractions like the Seattle Space Needle, Pike Place Market and its waterfront pier



Life at SPU

International population

Some 200 international students from a diverse cultural and religious background enjoy SPU's inclusive community

Students from all faiths welcome

Student Life


- 60+ clubs in leadership, volunteer work, arts, philanthropy and more...
- Office of Global Engagement: provides support throughout international students' time at SPU + hosts events that celebrate the diversity found on SPU's campus
- International Student Club, Latinos Unidos, Chinese Culture and Language Club, Filipino American Student Association, African Student Assoc., Japanese Student Assoc.
- On-campus employment opportunities

Campus Housing: SPU students are required to live on campus unless

- They are 20 years or older prior to the first day of class;
- They are living locally with adult relatives or
- They are graduate students

Facilities

- Two cutting-edge science buildings
- A four-story library and study center
- Restaurant dining facility with made-to-order dishes
- Five residence halls + on campus apartments
- One of the region's finest small theatres




SPU's Residence Halls

Residence Hall Features

- 5 halls, ranging from three to six floors each
- All rooms are furnished, with secure wireless access
- Recreation and exercise centers
- Single-gender floors available
- Study rooms, TV rooms, community lounges and vending machines
- Kitchen on floor
- Live-in professional and student staff

Students required to live on campus unless:

- They are 20 years or older prior to first day of classes
- They are living locally with adult relatives
- They are graduate students



Student Clubs & Activities



Play Intramurals


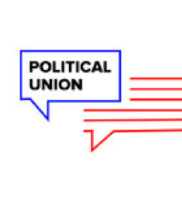

Whether you love soccer or tennis table, SPU intramurals is the place for fun, high-quality competition. With a quarterly rotation of sports, games, and fitness offerings, students always find something fun to play.



Outdoor Recreation Program

Connecting students to adventure, creation, and community. The ORP connects students to outdoor activities by offering inexpensive gear rentals and outdoor related programs.

- Sports Clubs
- Music Groups
- Service Clubs
- Theatre
- Political Clubs
- Art
- Cultural Clubs
- NCAA Athletic Teams
- Academic Clubs
- Worship Groups



Academic Excellence and Relevance

- **Faculty Advisor and Academic Advisor** – you are not on your own! SPU is responsive to the needs of each student.
- **Rigorous programs**; top accreditations (ABET, AACSB, etc.)
- **Dedicated faculty** who invest in the lives of students with personal mentoring, research opportunities, and individual instruction.
- **Real-world application of academics**; undergraduate programs that integrate internships and research.
- **Small class sizes** shape an academic culture that fosters discussion and debate around critical issues.



In Demand Undergraduate Programs

- Business Administration (AACSB accredited)
- Psychology
- Communication
- English
- Political Science
- Graphic Design

STEM Eligible

- Engineering - ranked #57 in nation (ABET accredited)
 - Biochemistry & Biology
 - Computer Science & Information Systems
 - Physiology
 - Mathematics
-and more



Eligibility for Admission

What do we look for?

Freshmen: 3.0/"B" or better GPA

Transfer students: 2.5/"C+" or better GPA*

English Proficiency

- TOEFL = 79
- IELTS = 6.5
- PTE Academic = 56
- SAT and ACT can be used if reading and writing scores are high

Personal Statement

Optional:

- SATs (test code 4694)
- Letters of Recommendation

SPU takes a holistic approach when reviewing applicants, considering each student's academic ability, potential for success and previous curriculum's level of university-prep

**some specific majors will require higher GPAs*



Pathway to SPU

Conditional admission available for undergraduate students who don't meet the minimum English Language score. Students complete on-campus English Language courses at on campus program through INTERLINK

Conditional Admission

- Student receives conditional letter of acceptance from SPU
- Student's information shared with INTERLINK- no additional application required
- Student receives welcome letter from INTERLINK

I-20

- Initial I-20 issued by INTERLINK
- Length of Study is at least one session length
- Admissions packet will include formal Conditional offer from SPU

Full-Time English Courses

- Student tests upon arrival to place into appropriate ENG level
- 5 week sessions. A student typically completes 1 level after 2, 5 week sessions (10 weeks)

Entry to SPU

- No additional testing required in order to matriculate into SPU
- I-20 transfers to SPU
- SPU I-20 lists program of choice
- Length of study 4 years



Pathway to SPU

Students with the below IELTS score *typically* place into the listed level at INTERLINK*

INTERLINK Level	IELTS	TOEFL iBT
Beginning (1)	--	--
High Beginning (2)	4.5	32-34
Intermediate (3)	5.0	35-45
High Intermediate (4)	5.5	46-59
Advanced (5)	6.0	60-78
Proficiency (6)		

- Session intake dates every 5 weeks
- Completion of level 6 at INTERLINK meets SPU's English proficiency requirement (**no further testing needed!**)
- Level 6 at INTERLINK includes auditing an SPU academic course (e.g. introduction to psychology)



***All students must test upon arrival to confirm appropriate entry level**

Success at INTERLINK

- INTERLINK Language Center has been on the SPU campus for 40 years
- Housing assistance available: homestay, hostel, private/shared apartments
- While enrolled, students have full access to all SPU amenities and dining hall
- Many English Language courses held in SPU classrooms
- Comprehensive Orientation process that ensures student success
- Conditional admission available for all SPU Undergraduate programs and the Graduate School of Business, Government and Economics

INTERLINK Costs per 5-week session

Tuition	\$1,800 (full time = 2 courses)
Fees	\$150
Health Insurance	\$175
Estimated Miscellaneous	\$50-150



Graduate Programs

5 Schools of Study

- College of Arts & Sciences
- School of Business, Government & Economics
- School of Education
- School of Health Sciences
- School of Psychology, Family & Community

High Demand Programs

- Business Administration (MBA)
- Information Systems Management
- Data Analytics
- Cybersecurity
- Clinical Psychology – ranked #211 in nation



Graduate Admissions Criteria

What do we look for?*

- A bachelor's degree from an accredited college or university
- 3.0/"B" or better GPA in most recent 45 quarter credits, or in all undergraduate work
- TOEFL scores
- GRE/GMAT scores
- Satisfaction of program-specific entrance requirements
- 2 Letters of Recommendation (minimum)
- Statement of Purpose
- Transcript Evaluation (ex. WES)

*Admission requirements vary from program to program at the graduate level



Graduate Language Requirements

Minimum Scores	TOEFL paper-based	TOEFL computer-based	TOEFL internet-based	IELTS
MA TESOL	600	20	100	No
MBA AND ISM	577	233	90	7.0
Nursing Programs	600	250	100	No
Seminary Programs	600	250	100	No
Education				
School of Education (Master's Level)	550	213	79	Yes*
School of Education (Doctoral Level)	600	250	100	Yes*
Psychology Programs				
Clinical Psychology (PhD)	600	250	100	No
I/O Psychology (MA)	550	213	80	Yes*
I/O Psychology (PhD)	600	250	100	Yes*
Marriage & Family Therapy (MS)	550	213	80	7.0

**Considered on a case-by-case basis*



Fall 2019 Deadlines

	Application Deadline	Deposit Requirement	Orientation	First Day of Classes
Undergraduate	Freshman: July 1 Transfers: July 1	Prior to I-20 release	September 23	September 30
Graduate	Determined by program*		September 23	September 30

Fall 2019 application still open:

Business Administration (MBA)

Cybersecurity (MA)

Data Analytics (MA)

Education (EdD)

Information Systems Management
(MS-ISM)

Application deadline is June 1



Annual Tuition Breakdown, 2018-2019

	Undergraduate	Graduate
Annual Tuition	\$42,480	\$18,684*
Fees	\$1,059	\$150
Housing	\$11,796 (on campus)	\$11,796 (estimated off-campus)
Health Insurance	\$1,500	\$1,500
Estimated Miscellaneous	\$5,500	\$3,210
Potential scholarship	\$2,000-\$22,500 (merit-based)	N/A
Estimated Annual Cost	\$62,335 (without scholarship)	\$35,056

* Tuition and fees may vary by program

More information found: <https://spu.edu/student-financial-services/costs/20189-grad-tuition-fees#title>



Scholarships at SPU

Freshman Merit Awards

- Trustee's Scholar Awards: \$22,500 (approximate GPA: 3.8+ in US system)
- President's Scholar Awards: \$19,500 (approximate GPA: 3.5+ in US system)
- Deans' Scholar Awards: \$13,500 (approximate GPA: 3.2+ in US system)

Transfer Merit Awards

- Transfer Honors Scholar Award: \$16,000 (3.75+ GPA)
- Transfer Merit Scholar Award: \$14,000 (3.5-3.74 GPA)
- Transfer Achievement Scholar Award: \$12,000 (3.0-3.49 GPA)
- Finishing the AA or AS/DTA in WA, OR or CA? We will add \$3,000 to one of these awards!
- Member of Phi Theta Kappa? We will add \$2,000 more!

In Addition:

- Fine arts scholarships (music, theatre, art): up to \$3,000
- Ministry Service Awards: \$3,000 (for parents in ministry or church work)
- Athletic scholarships: (amounts vary)
- Others too! See www.spu.edu/scholarships



SPU's Dedication to Student Outcomes

Mentor Program

The Mentor Program connects students with professionals in their chosen industry. These professionals can give you an informed picture of what a career in a specific industry might look like, and what you might need to succeed there.

Internships required in many majors

Seattle's urban opportunities offer students that critical link. Many SPU students have internships for businesses and organizations such as Microsoft, Boeing, Fred Hutchinson, the Mariners, KING TV, the Empty Space Theatre, the Seattle Opera, The Children's Project, and others.

Optional Practical Training

SPU's International office assists students in the application process to apply for OPT & with a number of STEM eligible programs, students have the opportunity to extend their time post-graduation in the U.S..

Center for Career & Calling

The mission of SPU's Center for Career and Calling is to equip SPU students with a deep understanding of themselves and their calling in order to launch meaningful careers.

The CCC has professional career counselors, peer career advisors (PCAs), job and internship postings, events, classes, and more to help get you on your way to a promising future.



Employment-related campus resources

Throughout the year the Center for Career and Calling takes students to visit local employers

- Career exploration
- Choosing a major
- Finding a job or internship
- Job application skills
- Considering graduate school

Center for
Career
and **Calling**

spu.edu/administration/center-career-calling



Connecting Academics and Career

Mentor Program – connects students with a working professional in their chosen field.

You probably have questions about what your future looks like. The Mentor Program connects you with professionals in your chosen industry. These professionals can give you an informed picture of what a career in a specific industry might look like, and what you might need to succeed there.



Internship Opportunities – required by many undergraduate programs.

SPU's unique location provides students a number of different internship opportunities steps from campus. Faculty work with students to determine potential fit and opportunities.



Career outcomes



81%

of SPU students complete internships and other field experience — one of the best ways to land your first job



93%

said this internship experience was helpful in obtaining their first position out of college



98%

of graduates surveyed one year after graduation were either employed, attending graduate school, or engaging in volunteer service positions

**FORTUNE
500**

13

Fortune 500 companies in Seattle — and SPU students have worked in all of them



\$40,340

is average salary of SPU alumni one year after graduation, as of 2014



\$82,900

is the average salary of SPU alumni 5-10 years after graduation



Employers who recruit on Campus:

Amazon	KOMO 4	Tableau Software
Alaska Airlines	Moss Adams	Teach for America
Boeing Center for Infections Disease Research	Nordstrom	Tesla
Deloitte & Touche	Peace Corps	UW Hospital
Disney	Porche	World Vision
F5 Networks	Seattle Seahawks	Zillow
Getty Images	Seattle Sounders	<i>...and many more</i>
Gravity Payments	Subsplash	
	Swedish Hospital	



Shaina Mackin
Bill and Melinda Gates Foundation



Whitney Gaiamo
Microsoft Engineer



A photograph of four young adults, three women and one man, standing outdoors on a grassy area with trees and a building in the background. They are all smiling and wearing winter jackets. The text 'Until we meet again!' is overlaid in white on the image.

Until we meet again!

www.spu.edu



SEATTLE PACIFIC
UNIVERSITY